

Quick Start Guide

Plenty Valley Community and Northern Health Referral SmartForm

CONTACT

If you require further technical support please contact:

HealthLink
helpdesk@healthlink.net
1800 125 036

If you have questions relating to the eReferral Program, please contact:

Plenty Valley Community Health
cooperst@pvchs.org.au
(03) 9409 8787

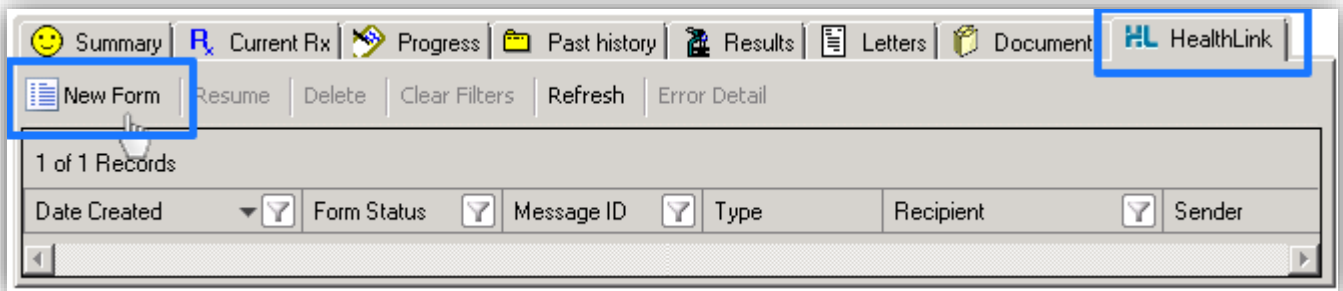
Northern Health
ACETS.Helpdesk@nh.org.au
1300 128 539

The Plenty Valley Community and Northern Health Referral SmartForm has been designed to make it easier for you to refer your patients electronically for services provided by PVCH and NH. This quick start guide has been developed to help you navigate the new digital form.

Medical Director Edition

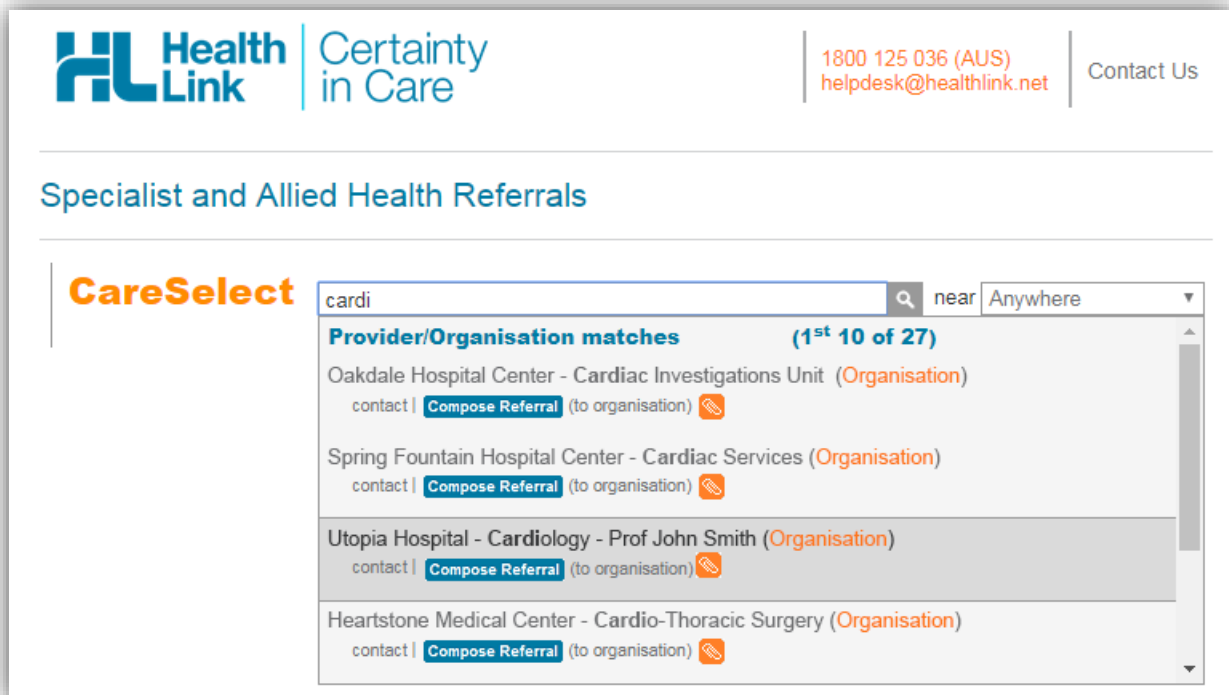
1. Open the patient record

Search for the patient and open their electronic medical record. Select the HealthLink tab and click on the 'New Form' option to access the HealthLink launch page.



2. Launch the Form

Using the CareSelect service, search by service provider name or by the service required (e.g. cardiology). Matching search criteria will be displayed. Click on the 'Compose Referral' button to launch the form.



3. Complete the Form

The form will be displayed. At this point, you will have access to all the information necessary to complete the form for submission. If you need to do something else, you can 'Park' the form to save what you've currently done so far.

Depending on the selections you've made, additional fields will appear allowing you to include the relevant information necessary.

Utopia Hospital Referral to Utopia Hospital - Cardiology - Prof John Smith Submit Preview Park Help ▼

Requested Information
Cardiology - Prof John Smith

Referral Date* 16/08/2017

Referral Period* Please Select ▼

Feedback Requested* Yes No

Interpreter Required* Yes No

Urgent

Urgent description*

Cardiology - Prof John Smith

Reason for Patient Referral* Browse for Consultation Notes

Attachments / Reports
No reports selected
No files attached

Medications / Warnings
No long term medications specified
No medications specified
No medical warnings specified

Medical History
No medical history specified

The Browse for Consultation Notes button will give you access to the clinical notes in patients' medical records. You can add clinical notes to the form by selecting the relevant records.

4. Include the relevant attachments

The 'Attachments / Reports' tab will give you access to all of the supporting documents that you may wish to attach to the form. You can select any item from the table – showing you patient medical records captured from the last six months. Or you can browse for files stored in Medical Director or in your local computer's file system.

Utopia Hospital Referral to Utopia Hospital - Cardiology - Prof John Smith Submit Preview Park Help ▼

Requested Information
Cardiology - Prof John Smith

Diagnostic Reports / Patient Documents Browse for Patient Document Browse for Local File

Attach file from EMR supports: jpeg, msword, pdf, plain text, rtf, tiff
Attach file from Computer supports files that end in types: doc, docx, jpeg, jpg, pdf, rtf, tif, tiff, txt

Attachments / Reports
No reports selected
1 file attached

Local File Attachments

	Date	Name	Comments	Type	Size
<input checked="" type="checkbox"/>	16/08/2017	diagnostic report.jpg			260 KB

Medications / Warnings
No long term medications specified
No medications specified
No medical warnings specified

Medical History

Caution: larger attachments may take significant time to preview

No records found.

5. Select relevant medications, warning and medical history items

The 'Medications / Warnings' and 'Medical History' tabs will give you access to the relevant pre-populated records. Just select those records that are relevant to the referral or add your specific notes if necessary.

Utopia Hospital Referral to Utopia Hospital - Cardiology - Prof John Smith Submit Preview Park Help

Requested Information
Cardiology - Prof John Smith

Attachments / Reports
No reports selected
1 file attached

Medications / Warnings
2 long term medications specified
1 medication specified
No medical warnings specified

Medical History
No medical history specified

Long Term Medications

Date	Details	Dose	Units	Instructions	
16/08/2017	COUMADIN (Warfarin sodium)		1	nocte	+
16/08/2017	FERRO-GRADUMET (Ferrous sulfate)		2	mane	x

Other Medications Browse for More Medications

Date	Details	Dose	Units	Instructions	
16/08/2017	SOMAC (Pantoprazole)				x

Medical Warnings

6. Ensure patient and referrer information is correct

With the Patient Information and Referrer Details tabs, you simply need to ensure that the information is correct. If a piece of required information is incomplete or incorrect, the form will notify you to complete or correct it.

Please fix the following errors:

- Patient Date Of Birth is a required field

Patient Information

Medicare Number*
6288253443 1

Medicare Expiry
[Calendar icon]

DVA Number
[Input field]

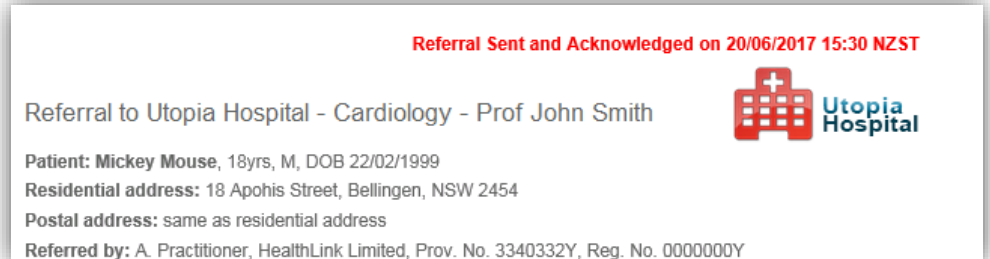
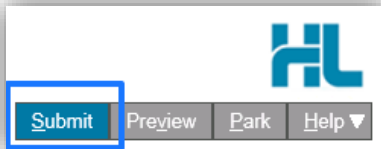
Date of birth*
[Red error box around empty field] [Calendar icon]

IHI
[Input field]

Pension Number
[Input field]

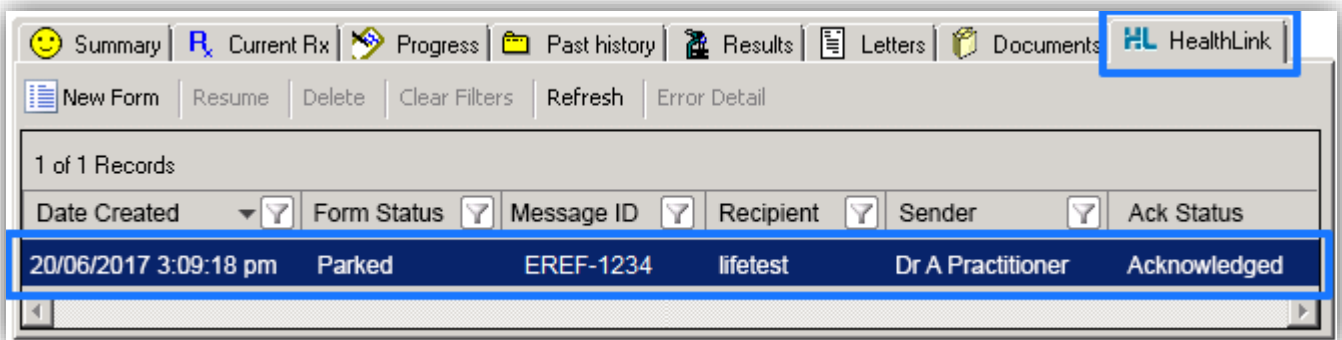
7. Submit the Form

Click on 'Submit' when you are ready to send your form. This will safely and securely send the form electronically via HealthLink and you will see a copy of the completed form containing an acknowledgement of receipt. If needed, you can print a copy by right-clicking on any area of the submitted forms and choosing 'Print'. Note that it is not necessary for the printed copy to be sent or taken to the hospital.



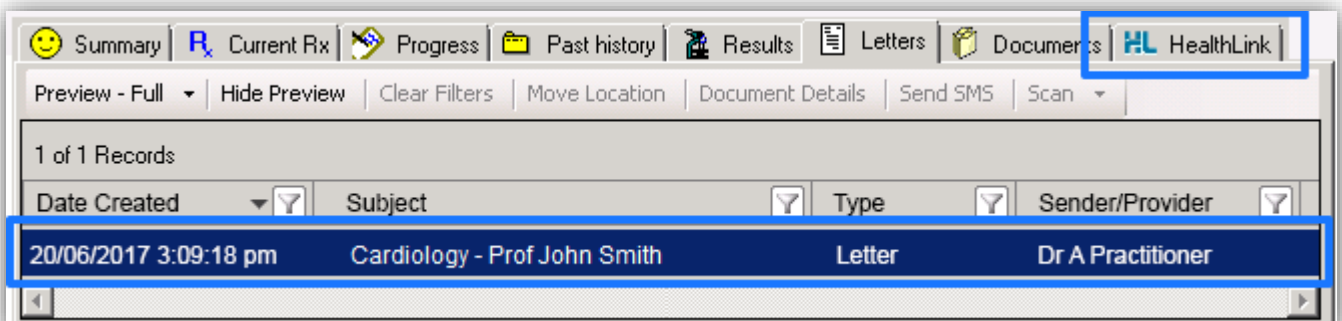
Accessing Parked Forms

To access a parked form from the patient's record, select the 'HealthLink' tab. From the available listing, double-click on the parked form you would like to open.



Accessing Submitted Forms

A copy of the submitted form can be found by selecting the 'Letter' tab. Double-click on the selected form to open it.



For all queries, please call the
HealthLink Customer Support Line:

Monday to Friday (except public holidays) 8am- 6pm
Phone 1800 125 036 Support email: helpdesk@healthlink.net



HealthLink
Level 3, 13-15 Teed Street
Newmarket, Auckland 1023
New Zealand

www.healthlink.net
helpdesk@healthlink.net

HealthLink helps over 30,000 healthcare practitioners deliver certainty in care by enabling them to exchange patient information quickly, reliably and securely.

1800 125 036 (AU)
0800 288 887 (NZ)